


MBA-SS Stainless steel facade fixing

Fire-resistant stainless steel insulation fixing.



Product information

Features and benefits

- Metal facade fixing, recommended for use when fire resistance (F120) is a requirement
- Stainless steel material for high corrosion resistance
- Fast and simple hammer-set installation reduces working times.
- Extensive dimensional range allows anchorage of insulation boards up to 250mm thick
- Accessory spreader plate, MKC-SS (85mm diameter) also available for installation of soft insulation materials such as mineral wool

Applications


- Mineral wool (MW) boards
- Glass wool
- Lightweight wood wool building boards
- Lightweight recycled panels
- Polystyrene (EPS) boards
- Polyurethane (PU) boards

Base materials

Approved for use in:

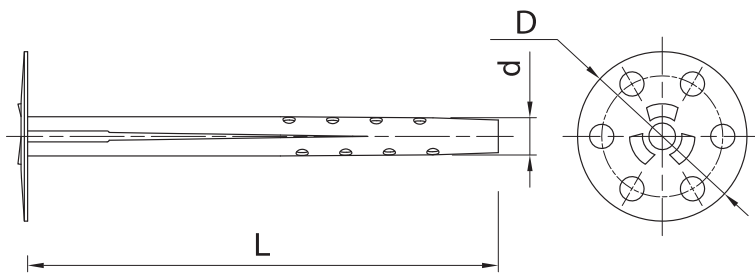
- Concrete C20/25-C50/60 (Use category A)
- Solid Brick
- Solid Sand-lime Brick
- Aerated Concrete Block

Installation guide



1. Drill a hole of required diameter and depth
2. With a hammer, lightly tap MBA fixing (with MKC washer where applicable) through the insulation material into hole, until fixing depth is reached.

Product information



Size	Product Code	Fixing			Fixture
		Diameter	Length	Plate diameter	Max. thickness
		d	L	D	t _{fix}
[mm]					
Ø8	MBA-SS-08090	8	90	35	40
	MBA-SS-08110	8	110	35	60
	MBA-SS-08140	8	140	35	90
	MBA-SS-08170	8	170	35	120
	MBA-SS-08200	8	200	35	150
	MBA-SS-08250	8	250	35	200
	MBA-SS-08300	8	300	35	250

Installation data

Substrate			A, B	Vertically perfo-	Sand-lime hollow	Aerated concre-
Hole diameter in substrate	d ₀	[mm]	8	8	8	-
Min. hole depth in substrate	h ₀	[mm]	30	60	40	-
Min. installation depth	h _{nom}	[mm]	35	50	30	50
Min. substrate thickness	h _{min}	[mm]	80	80	80	80
Min. spacing	s _{min}	[mm]	75	75	75	75
Min. edge distance	c _{min}	[mm]	75	75	75	75

Basic performance data

Performance data for single anchor without influence of edge distance and spacing

Substrate		Concrete	Solid brick	Sand-lime solid brick	Vertically perforated block	Sand-lime hollow brick	Autoclaved aerated concrete
Effective embedment depth h _{ef}	[mm]	30	30	30	50	30	50
MEAN ULTIMATE LOAD N _{Ru,m}							
MBA-SS	[kN]	1.05	0.80	0.90	0.40	0.50	1.05
CHARACTERISTIC LOAD N _{Rk}							
MBA-SS	[kN]	0.90	0.60	0.75	0.22	0.37	0.82
DESIGN LOAD N _{Rd}							
MBA-SS	[kN]	0.36	0.24	0.30	0.09	0.15	0.41
RECOMMENDED LOAD N _{rec}							
MBA-SS	[kN]	0.26	0.17	0.21	0.06	0.10	0.29

Design performance data

Size

Characteristic Resistance under fire exposure in concrete C20/25 to C50/60

Size			
TENSION LOAD			
Edge distance	c_{cr}	[mm]	100.00
Spacing	s_{cr}	[mm]	200.00
R (for EI) = 30 min			
TENSION LOAD			
PULL-OUT FAILURE			
Characteristic resistance	$N_{Rk,p}$	[kN]	0.22
R (for EI) = 60 min			
TENSION LOAD			
PULL-OUT FAILURE			
Characteristic resistance	$N_{Rk,p}$	[kN]	0.22
R (for EI) = 90 min			
TENSION LOAD			
PULL-OUT FAILURE			
Characteristic resistance	$N_{Rk,p}$	[kN]	0.22
R (for EI) = 120 min			
TENSION LOAD			
PULL-OUT FAILURE			
Characteristic resistance	$N_{Rk,p}$	[kN]	0.18

Product commercial data

Size	Product Code	Fixing			Quantity [pcs]			Weight [kg]			Bar Codes
		Diameter [mm]	Length [mm]	Plate diameter [mm]	Box	Outer	Pallet	Box	Outer	Pallet	
Ø8	MBA-SS-08090	8	90	35	250	250	12000	4.1	4.1	224.6	5906675049885
	MBA-SS-08110	8	110	35	250	250	12000	4.5	4.5	247.5	5906675049892
	MBA-SS-08140	8	140	35	250	250	9000	5.4	5.4	223.5	5906675049908
	MBA-SS-08170	8	170	35	250	250	9000	6.8	6.8	275.0	5906675049915
	MBA-SS-08200	8	200	35	250	250	9000	7.3	7.3	291.3	5906675049922
	MBA-SS-08250	8	250	35	125	125	6000	4.5	4.5	247.6	5906675049939
	MBA-SS-08300	8	300	35	125	125	6000	5.3	5.3	285.0	5906675049946
Ø90	R-KFS-90/20				1	15	100	0.25	3.8	55.0	5906675475127